

Scaled data based on original data using
LM-79-08 Approved Method: Electrical and Photometric Measurements of Solid-
State Lighting Products

Test Report Prepared for
Cooper Lighting Solutions
(formerly Eaton)

Brand: McGRAW-EDISON

Report Number: P386822

Luminaire Tested: **GWC-SA2C-730-U-T4FT-HSS**

Issue Date: 3/3/2020

Test Information

Test Method: LM-79-08
Report Number: P386822
TEST IS SCALED FROM IESNA LM-79-08 TEST DATA (G2-1903-205-17)
Test Lab: INNOVATION CENTER
Issue Date: 3/3/2020
Manufacturer: COOPER LIGHTING SOLUTIONS (FORMERLY EATON)
Product Line: MCGRAW-EDISON
Catalog Number: GWC-SA2C-730-U-T4FT-HSS
Description: GALLEON WALL LUMINAIRE
(2) 70 CRI, 3000K, 1050mA LIGHTSQUARES WITH 16 LEDS EACH AND TYPE IV
FORWARD THROW OPTICS WITH HOUSE SIDE SHIELD
Light Source: -
Ballast/Driver: ELECTRONIC DRIVER

Summary

Lumens per Lamp: N/A
Luminaire Lumens: 9546 lumens
Efficiency: N/A
Efficacy: 84.5 lumens/watt
Luminous Opening: Rectangular (W 1' x L: 0.5' x H: 0')
IES Classification: Type IV - Short
BUG Rating: B1 - U0 - G2

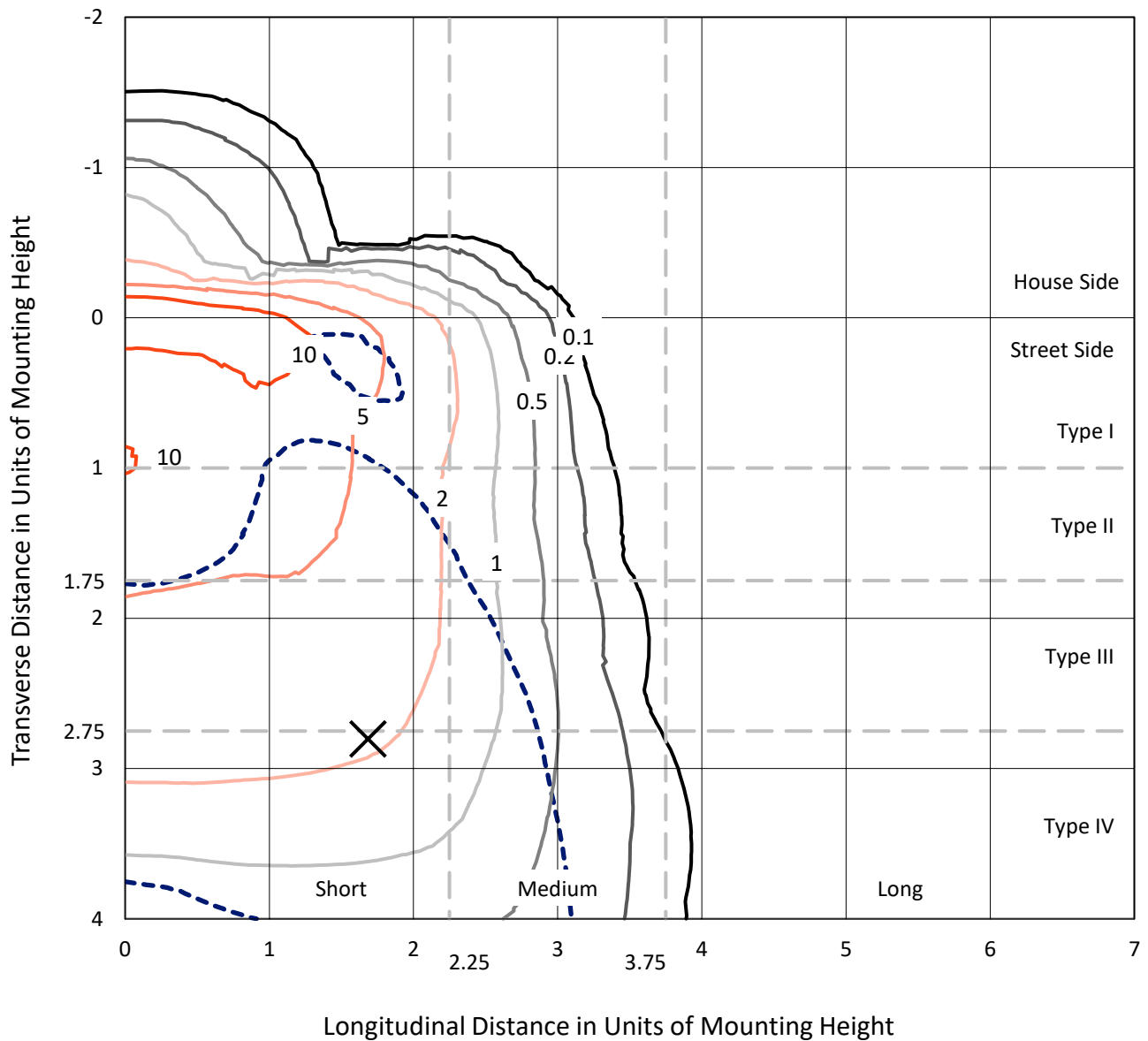
Input Watts (W): 113
Input Voltage (V): NR
Input Current (Ain): NR
Voltage Rise (V): NR
Power Factor: NR
Total Harmonic Distortion (THDi): NR
Frequency (hertz): 60
Stabilization Time: NR
Operation Time: NR
Ambient Temperature (°C): NR
Test Distance: 24 FT



REPORT NUMBER: P386822
 CATALOG NUMBER: GWC-SA2C-730-U-T4FT-HSS

Iso-Footcandle Lines of Horizontal Illumination

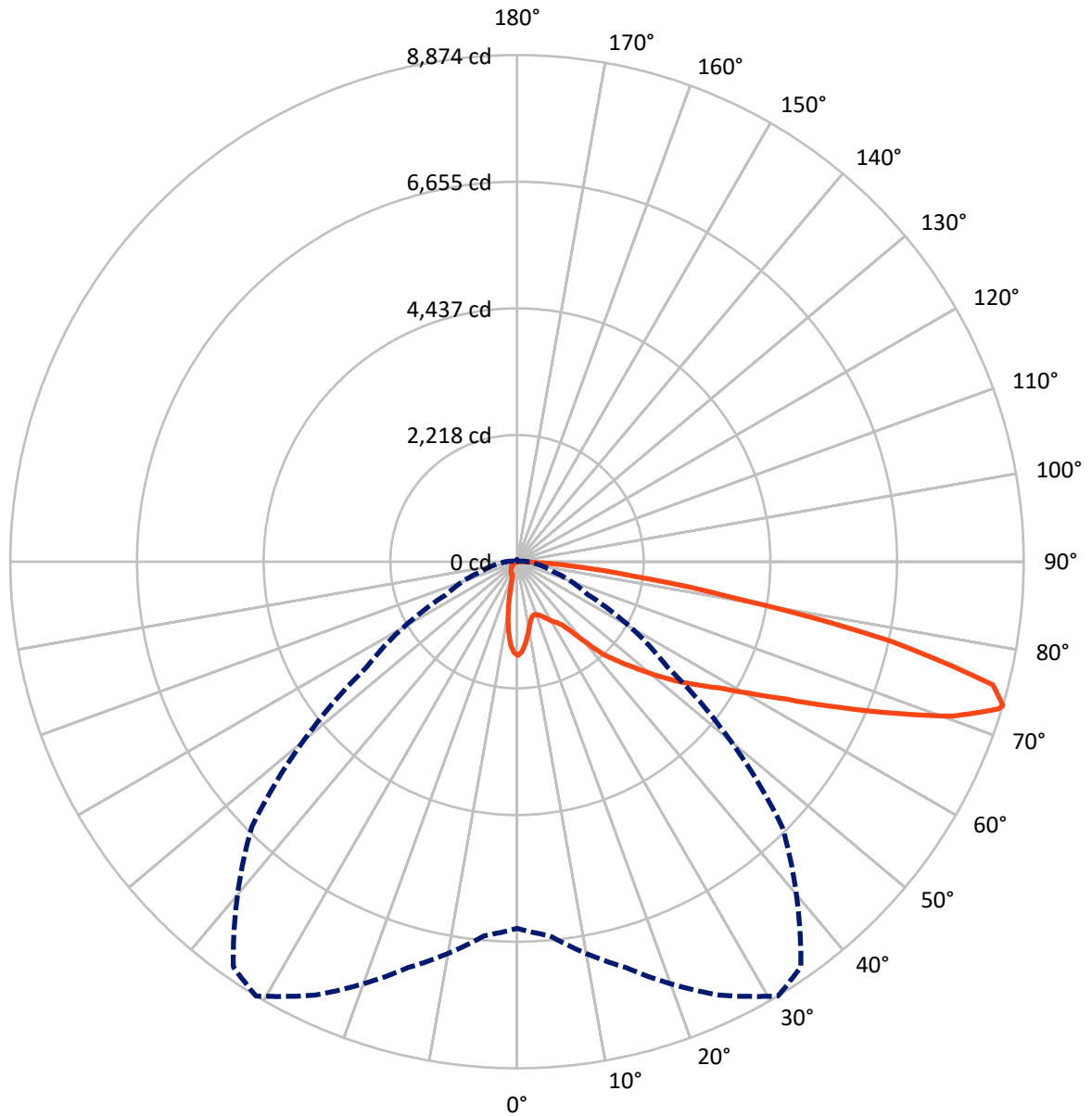
✕ Max cd
 - - - 1/2 Max cd



Based on 10 foot mounting height. Maximum calculated value = 16.4 fc
 Type IV - Short - N/A

REPORT NUMBER: P386822
CATALOG NUMBER: GWC-SA2C-730-U-T4FT-HSS

Luminous Intensity Polar Plot



— Vertical Plane Through 31-Deg Lateral - - - Horizontal Cone Through 73-Deg Vertical

REPORT NUMBER: P386822

CATALOG NUMBER: GWC-SA2C-730-U-T4FT-HSS

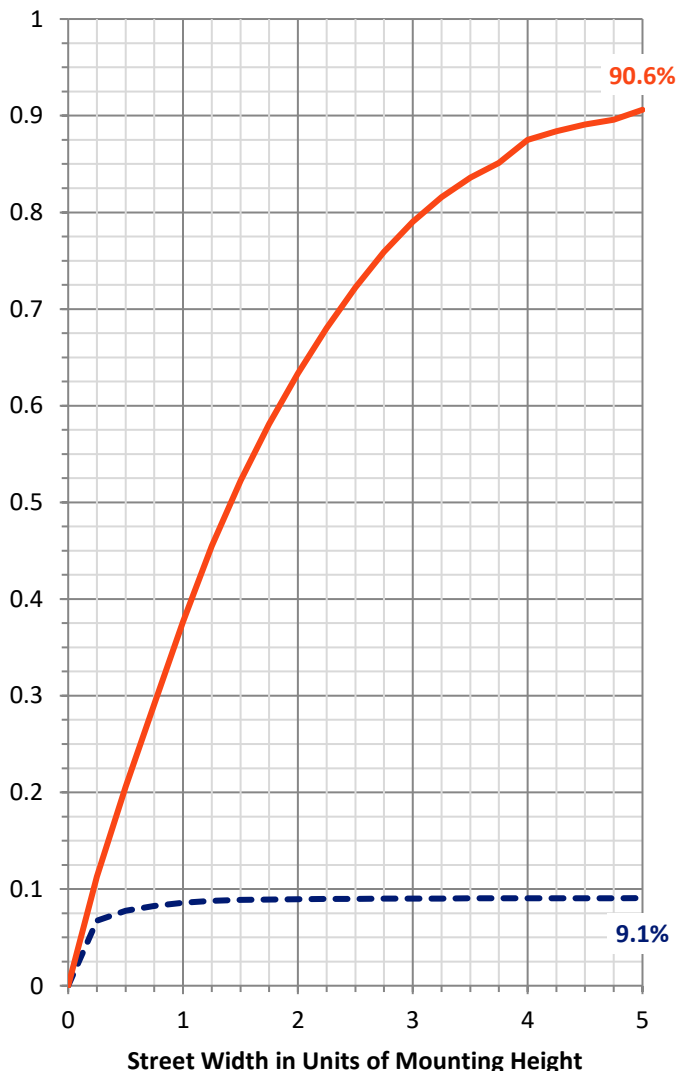
FLUX DISTRIBUTION:

		Downward	Upward	Total
House Side	Lumens	870.2	0.0	870.2
	% Fixture	9.1	0.0	9.1
Street Side	Lumens	8675.8	0.0	8675.8
	% Fixture	90.9	0.0	90.9
Total	Lumens	9546.0	0.0	9546.0
	% Fixture	100.0	0.0	100.0

ZONAL LUMENS:

Zone	Lumens	% Fixture
0°-10°	136.2	1.4
10°-20°	295.7	3.1
20°-30°	443.0	4.6
30°-40°	704.8	7.4
40°-50°	1258.7	13.2
50°-60°	1953.1	20.5
60°-70°	2596.3	27.2
70°-80°	1953.0	20.5
80°-90°	205.2	2.1
90°-100°	0.0	0.0
100°-110°	0.0	0.0
110°-120°	0.0	0.0
120°-130°	0.0	0.0
130°-140°	0.0	0.0
140°-150°	0.0	0.0
150°-160°	0.0	0.0
160°-170°	0.0	0.0
170°-180°	0.0	0.0
0°-90°	9546.0	100.0
0°-180°	9546.0	100.0

Coefficient of Utilization



REPORT NUMBER: P386822

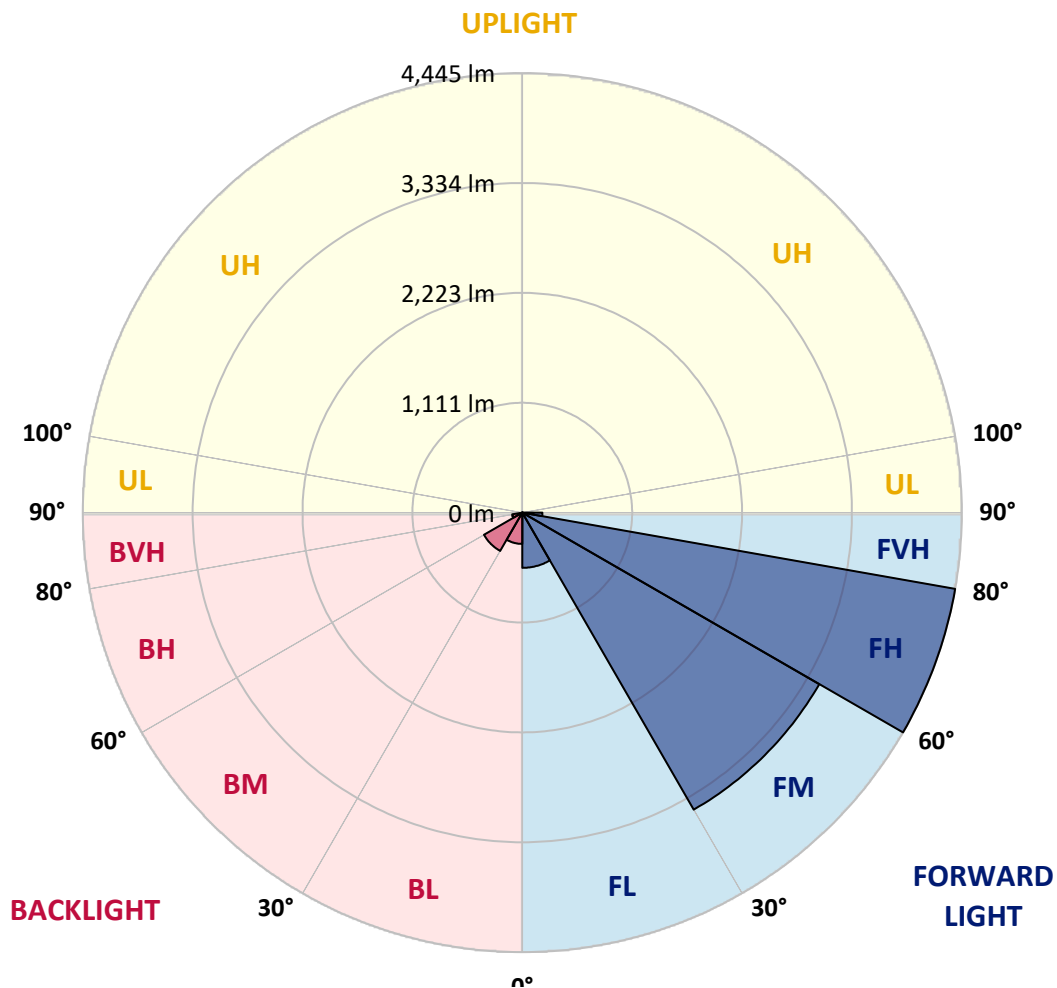
CATALOG NUMBER: GWC-SA2C-730-U-T4FT-HSS

LUMINAIRE CLASSIFICATION SYSTEM LUMEN TABLE AND BUG RATING:

Zone	Lumens	% Fixture	Zone Rating/Lumen Limit		
			B	U	G
FL (0°-30°)	558.5	5.9			
FM (30°-60°)	3468.7	36.3			
FH (60°-80°)	4445.2	46.6			G2/5000
FVH (80°-90°)	203.5	2.1			G2/225
BL (0°-30°)	316.4	3.3	B1/500		
BM (30°-60°)	447.9	4.7	B1/1000		
BH (60°-80°)	104.1	1.1	B0/110		G0/110
BVH (80°-90°)	1.7	0.0			G0/10
UL (90°-100°)	0.0	0.0		U0/0	
UH (100°-180°)	0.0	0.0		U0/0	

BUG Rating: B1-U0-G2

Type IV Short





REPORT NUMBER: P386822

CATALOG NUMBER: GWC-SA2C-730-U-T4FT-HSS

CANDELA DISTRIBUTION (FULL):

	0°	5°	15°	25°	31°	35°	45°	55°	65°	75°	85°
0°	1642.4	1642.4	1642.4	1642.4	1642.4	1642.4	1642.4	1642.4	1642.4	1642.4	1642.4
2.5°	1556.5	1563.0	1570.0	1571.4	1583.1	1583.6	1600.4	1613.0	1625.6	1637.7	1641.9
5°	1396.7	1407.4	1420.1	1432.7	1457.4	1467.2	1508.3	1550.4	1590.6	1628.9	1647.5
7.5°	1226.2	1238.3	1256.1	1287.4	1315.0	1334.1	1399.0	1473.8	1548.5	1619.1	1659.7
10°	1070.6	1081.9	1100.5	1133.7	1176.2	1202.4	1289.7	1393.4	1503.2	1610.2	1677.9
12.5°	971.6	977.7	988.0	1023.5	1061.8	1091.2	1194.0	1322.4	1465.8	1609.7	1707.3
15°	953.4	955.3	946.9	962.7	992.6	1021.1	1125.3	1265.0	1437.3	1617.2	1745.6
17.5°	982.4	981.4	953.4	951.5	975.4	998.7	1091.7	1225.3	1417.3	1634.5	1795.2
20°	1026.3	1023.0	974.4	965.5	990.8	1012.7	1089.3	1210.3	1409.8	1663.4	1855.4
22.5°	1084.7	1079.1	1002.9	993.6	1020.7	1043.6	1118.3	1224.8	1416.3	1702.2	1925.5
25°	1157.1	1148.7	1052.0	1041.7	1069.2	1092.1	1170.1	1266.4	1435.9	1749.4	2014.2
27.5°	1238.8	1226.7	1130.4	1103.8	1135.1	1158.9	1239.3	1329.9	1466.8	1799.4	2123.1
30°	1315.9	1300.0	1213.1	1169.2	1207.5	1234.1	1314.0	1405.6	1516.3	1876.4	2272.1
32.5°	1393.4	1375.7	1286.9	1234.6	1269.2	1298.1	1391.1	1509.7	1609.2	1994.2	2470.2
35°	1571.9	1553.2	1444.3	1357.9	1357.5	1373.8	1499.0	1652.2	1732.1	2158.1	2706.5
37.5°	1872.2	1861.5	1757.8	1593.8	1549.9	1531.7	1646.1	1822.3	1908.7	2383.7	2973.2
40°	2201.1	2191.7	2075.4	1926.9	1860.1	1815.2	1857.3	2059.1	2158.1	2659.3	3245.6
42.5°	2572.5	2528.1	2320.7	2276.3	2216.5	2182.4	2144.6	2351.0	2464.5	2959.2	3515.6
45°	2909.7	2835.0	2565.9	2498.6	2485.1	2493.5	2514.5	2743.4	2809.3	3315.6	3784.6
47.5°	3110.6	3051.7	2845.3	2780.8	2777.1	2832.6	2991.5	3186.7	3152.6	3626.3	4021.5
50°	3301.6	3248.4	3076.9	3092.8	3110.1	3185.8	3532.9	3642.6	3466.1	3908.0	4238.7
52.5°	3456.3	3375.0	3285.3	3374.5	3459.5	3581.4	4091.5	4051.8	3688.4	4132.2	4424.6
55°	3545.5	3508.6	3552.0	3641.7	3801.5	3999.5	4618.9	4392.4	3851.0	4336.8	4548.4
57.5°	3872.5	3800.1	3886.5	3964.0	4172.4	4449.4	5070.6	4646.0	3968.2	4463.4	4576.9
60°	4268.1	4209.7	4260.6	4389.6	4670.8	4996.4	5492.9	4853.0	4029.4	4544.7	4503.1
62.5°	4897.8	4820.7	4789.0	4933.3	5306.1	5661.5	5813.4	4996.4	4015.9	4508.7	4249.9
65°	5741.4	5661.5	5519.5	5650.3	6124.5	6375.3	6171.6	5026.7	3922.4	4217.7	3609.9
67.5°	6605.6	6547.7	6426.2	6646.7	7074.6	7155.4	6550.5	4952.9	3621.6	3419.8	2550.5
70°	7176.4	7151.7	7230.6	7718.3	8099.9	8076.6	6898.0	4556.3	2822.8	2103.0	1261.7
72.5°	6764.9	6883.5	7466.5	8350.8	8817.0	8626.4	6719.6	3498.8	1613.4	809.1	364.8
73°	6423.9	6575.7	7360.5	8374.6	8873.5	8664.7	6569.6	3211.5	1375.2	638.6	276.5
75°	4469.0	4655.4	6093.6	7799.6	8609.1	8255.5	5476.1	1965.7	637.2	283.1	111.6
77.5°	2169.8	2307.6	3355.4	5635.4	6695.3	6450.1	3409.1	732.5	287.7	177.0	51.4
80°	810.0	900.6	1456.5	2868.1	3869.2	3970.6	1499.5	277.0	191.5	142.5	26.2
82.5°	212.1	236.4	537.2	1279.0	1982.9	2075.4	472.7	139.7	140.1	117.2	15.9
85°	67.7	77.5	167.7	574.1	934.2	820.3	123.3	67.7	101.8	87.4	8.9
87.5°	8.4	10.7	53.3	135.0	206.0	114.4	19.2	20.1	43.4	48.6	5.1
90°	0.0	0.0	0.0	0.0	0.0	0.0	0.0	0.0	0.0	0.0	0.0



REPORT NUMBER: P386822

CATALOG NUMBER: GWC-SA2C-730-U-T4FT-HSS

CANDELA DISTRIBUTION (continued):

	90°	95°	105°	115°	125°	135°	145°	155°	165°	175°	180°
0°	1642.4	1642.4	1642.4	1642.4	1642.4	1642.4	1642.4	1642.4	1642.4	1642.4	1642.4
2.5°	1646.1	1643.8	1644.3	1632.1	1624.2	1608.3	1592.0	1584.5	1576.5	1573.3	1576.5
5°	1654.6	1650.3	1638.2	1600.8	1561.1	1509.7	1461.6	1425.2	1379.4	1366.8	1379.9
7.5°	1667.6	1659.2	1623.7	1547.6	1459.3	1361.2	1251.0	1170.6	1104.7	1062.2	1077.7
10°	1686.8	1670.9	1599.4	1470.0	1312.2	1138.4	981.9	860.0	773.6	738.1	736.7
12.5°	1719.0	1689.1	1569.5	1369.1	1132.3	900.6	695.5	563.4	493.3	448.0	447.0
15°	1754.5	1710.6	1531.7	1248.2	923.0	645.1	448.0	347.5	302.2	287.7	285.9
17.5°	1798.0	1735.4	1482.7	1099.1	704.0	427.4	292.4	263.5	261.6	260.2	260.2
20°	1852.6	1764.8	1419.6	928.6	499.4	285.4	248.5	250.4	251.3	249.4	249.9
22.5°	1916.1	1794.7	1344.4	745.5	337.7	238.7	237.8	240.1	241.0	240.1	240.6
25°	1989.9	1829.3	1252.8	553.5	243.8	226.6	228.9	232.2	234.5	234.5	234.5
27.5°	2081.5	1871.3	1142.6	386.3	210.7	213.9	220.5	226.6	229.8	230.8	230.8
30°	2200.6	1923.6	1010.4	264.9	191.5	197.1	209.3	220.9	227.0	228.0	228.4
32.5°	2351.0	1982.5	857.2	195.7	175.2	179.4	192.5	212.1	223.8	225.6	225.6
35°	2523.4	2050.7	692.3	170.5	163.5	164.9	175.2	197.6	218.1	223.3	223.8
37.5°	2712.1	2117.9	526.4	159.3	153.7	153.7	161.2	180.3	204.6	220.5	222.4
40°	2888.2	2158.6	369.0	150.4	144.8	144.8	151.3	165.4	188.3	212.1	217.2
42.5°	3050.8	2172.6	256.9	142.0	136.4	137.8	143.4	154.6	171.9	195.7	200.4
45°	3218.0	2170.3	187.3	132.2	128.0	132.2	136.4	144.8	157.4	171.0	171.9
47.5°	3344.1	2150.6	148.5	122.9	120.1	125.7	129.4	135.0	142.0	141.1	141.1
50°	3462.3	2103.0	119.6	110.2	112.1	118.6	120.5	122.4	122.9	114.0	113.0
52.5°	3552.0	2028.7	95.8	96.7	104.2	110.7	108.8	106.0	101.4	90.6	88.8
55°	3581.9	1885.8	75.2	79.9	92.5	100.9	93.9	87.8	78.9	70.1	68.2
57.5°	3527.7	1701.3	61.2	62.1	78.0	85.0	77.1	70.1	60.3	52.8	51.4
60°	3412.8	1496.2	50.4	46.7	60.3	66.3	61.2	54.2	45.3	39.7	39.2
62.5°	3184.9	1277.6	41.6	36.4	45.8	50.9	47.6	42.5	35.0	31.3	30.8
65°	2705.6	1022.1	33.6	29.4	35.5	39.7	36.9	33.2	27.6	24.8	24.3
67.5°	1888.6	690.9	27.6	24.3	28.0	31.3	29.0	27.1	22.0	21.5	22.0
70°	910.9	333.1	22.9	19.6	22.0	24.3	23.4	22.0	21.0	24.3	28.0
72.5°	261.1	111.6	18.2	16.3	17.8	19.2	20.1	19.6	22.9	29.4	34.1
73°	200.9	90.2	17.3	15.4	16.8	18.7	19.6	19.2	23.4	29.9	34.1
75°	86.0	43.4	13.1	12.6	14.0	16.3	17.3	17.3	23.4	30.4	32.7
77.5°	38.8	23.4	8.4	9.8	12.1	13.1	14.5	14.5	18.7	23.4	23.4
80°	22.0	12.6	6.5	7.5	8.9	8.9	8.9	7.9	8.4	9.3	10.3
82.5°	14.0	8.4	5.1	6.1	5.6	4.7	3.7	3.7	3.3	3.7	4.7
85°	7.9	4.7	4.7	3.7	2.3	1.9	2.3	1.9	0.5	0.0	0.5
87.5°	4.7	2.8	1.4	0.0	0.0	0.0	0.0	0.0	0.0	0.0	0.0
90°	0.0	0.0	0.0	0.0	0.0	0.0	0.0	0.0	0.0	0.0	0.0

Signify Classified - Internal
Cooper Lighting Solutions Photometric Lab
1121 Highway 74 South
Peachtree City, GA 30269

Scaled Data Report



Report Generated By 670245982

Signify Classified - Internal
Cooper Lighting Solutions Photometric Lab
1121 Highway 74 South
Peachtree City, GA 30269

Scaled Data Report



Signify Classified - Internal
Cooper Lighting Solutions Photometric Lab
1121 Highway 74 South
Peachtree City, GA 30269

Scaled Data Report



Signify Classified - Internal
Cooper Lighting Solutions Photometric Lab
1121 Highway 74 South
Peachtree City, GA 30269

Scaled Data Report





--- HS — SS

Signify Classified - Internal
Cooper Lighting Solutions Photometric Lab
1121 Highway 74 South
Peachtree City, GA 30269

Scaled Data Report



u

Signify Classified - Internal
Cooper Lighting Solutions Photometric Lab
1121 Highway 74 South
Peachtree City, GA 30269

Scaled Data Report



Signify Classified - Internal
Cooper Lighting Solutions Photometric Lab
1121 Highway 74 South
Peachtree City, GA 30269

Scaled Data Report



(END OF REPORT)